



jeffreys**interiors**

Design Process

your new home.



You've fallen in love with your new pad. The plans look great. The location is ideal.

Now the big decision has been made, it's time to start fantasising about enjoying that chilled G&T from the comfort of your beautiful new living room.

But wait. Something is missing... what exactly will you be sitting on? And where will you rest that drink? What will your home look like and how will it *feel*?

With furniture to select, and paint colours to consider, the time has come to start thinking about your interiors.

Don't fret. Whether you have a clear vision or don't know where to start, **we're here to help.**

Keep reading to find out how.



your taste, our talent.

We won't waltz in and do whatever we fancy to your home. We're not monsters. We're designers – and we care about creating the perfect home for you.

We strive not just for aesthetically pleasing, but also functional and appropriate. A design that aligns with your home, your personality and your lifestyle.

We're a diverse team of designers. We'll find the best match for your vision, and you'll work with them from start to finish. From ideation to installation, no matter the size of your project.

We can source a single item or provide a full turn key renovation, and we maintain an extensive library of fabric and wallpapers for your browsing pleasure.

We'll manage the nitty gritty details, the contractors and the suppliers, and we will be unashamedly pedantic about getting the details right for you.

We will encourage you to be bold and take risks, to embrace your true style – and we will not compromise on your ideals.



what we do

Serene

Your home as a haven. A sanctuary.

A tranquil place to retreat to after facing the arduous challenges of everyday life. Fresh colours. Clean lines. Glass coffee tables to display your most impressive hardbacks.

Radiate calm from the moment you walk through the door. Release your worries and diffuse your stress as you luxuriate in simplicity. Friends may be dazzled by your effortlessly serene environment. They may never want to leave.











distinguished

jeffreysinteriors

A stately welcome, but a warm one. A glimpse into a bygone era with the comfort of modern-day luxury. Majestic yet affable. The traditional property that feels like a home, a place that's personal to you.

Find the balance between old and new. Respect the history and embrace the future. Place existing pieces alongside updated ones, blend past and present in perfect harmony. The heirloom of your ancestor cosying up to the piece you simply had to have.





jeffreysinteriors









Eccentric

You weren't brought into this world to follow the rules.

Embrace your bold side., Your animal obsession.
Your love of sensational accessories and outrageous art.

More is more. Patterns were made for mixing.
Compromise is for the meek.

These are the words to live by. Because if you can't express
yourself in your own home, where can you?





“We are absolutely delighted with the way Jeffreys interpreted everything we asked for in our brief. The design is modern yet functional, suiting our busy lives.

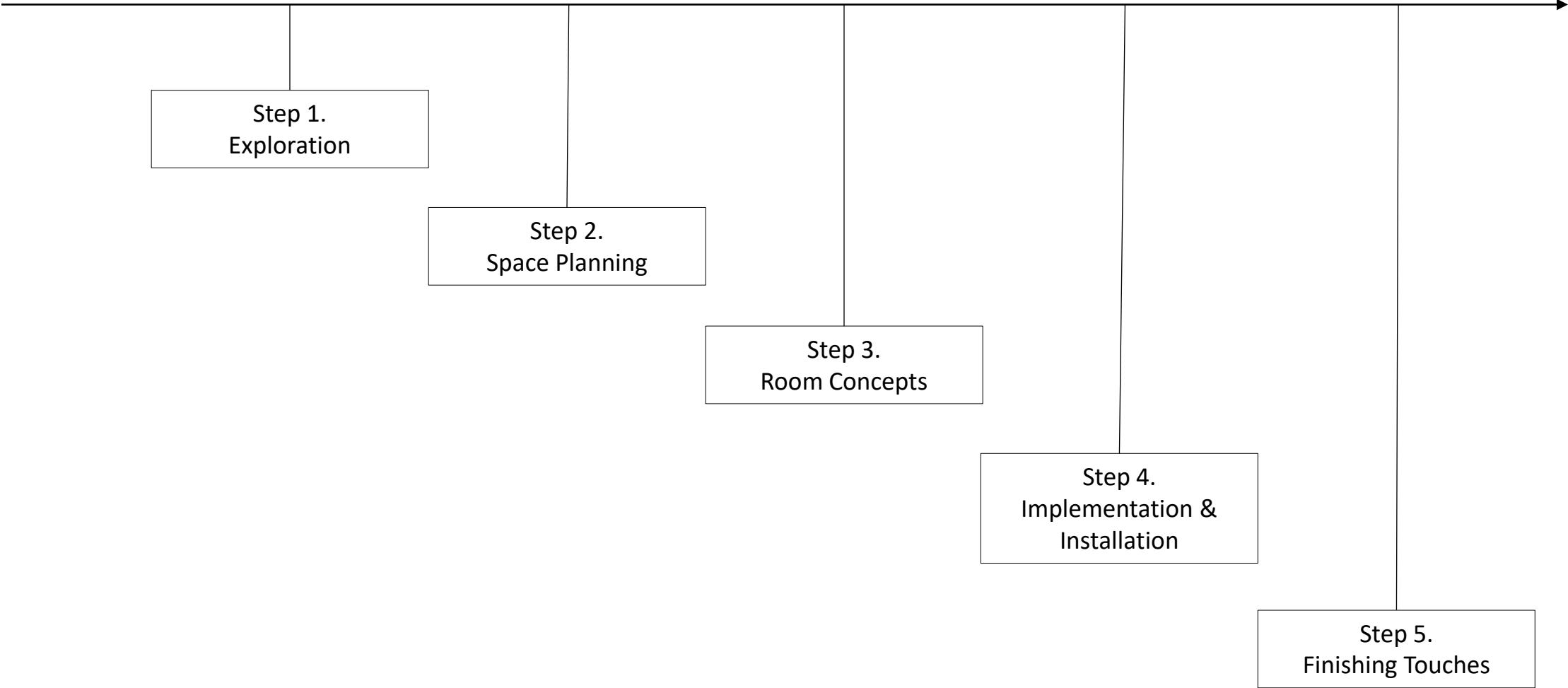
From start to finish, the Jeffreys team really listened to us, then designed and delivered exceptional rooms for our new home.

Their design and workmanship were outstanding.”

John & Alison Richards, Edinburgh



The Journey



Step 1. Getting to know you

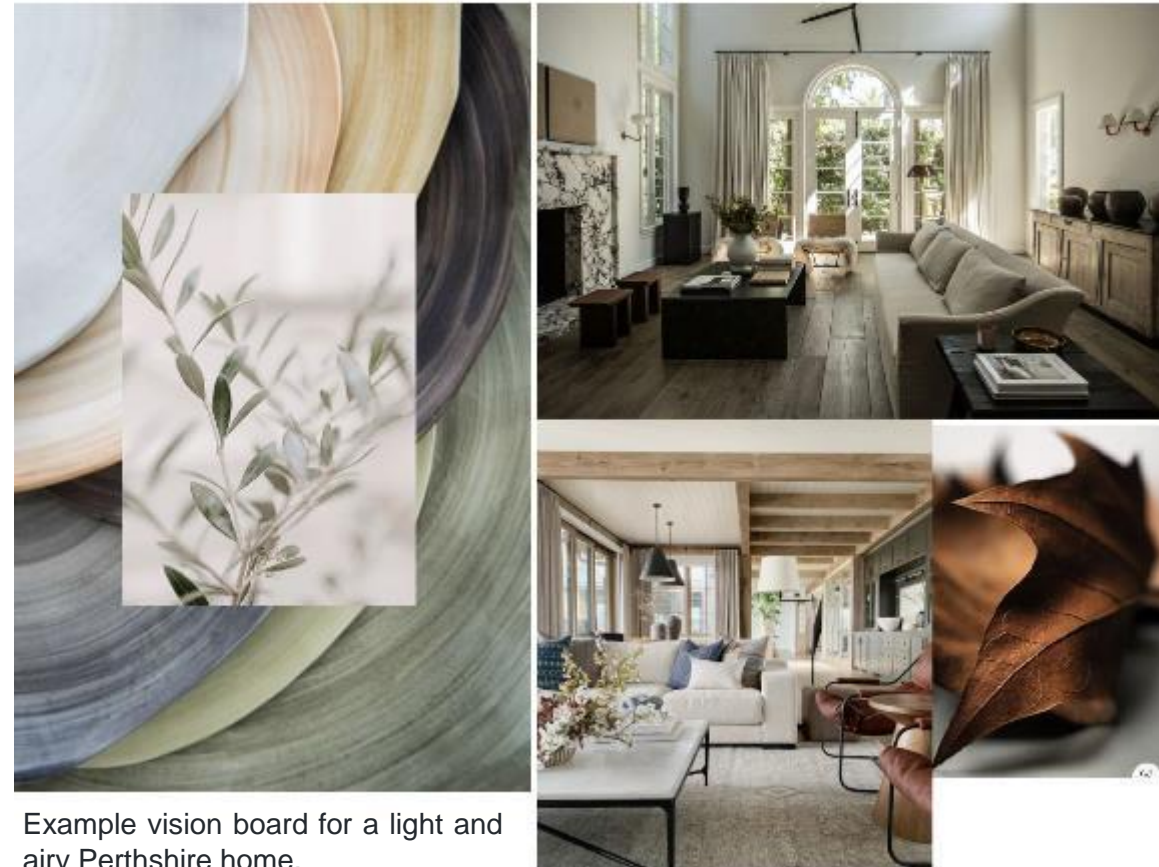
Join us for a creative and energetic meeting with your designer to get all of your ideas and inspirations out on the table. No matter how wild, we want to hear it all. We will encourage you to dream big and think boldly.

This important step sets the tone for your project, we will develop the brief, delving further into your likes, dislikes and wish list items.

We will also think about the practical stuff, how the space will be used, by who, when and how, literally 'red penning' the plans as we go and asking lots of questions to flush out the detail (e.g. how many people will the dining table need to seat?).

The aim is to create a tangible and well thought through design brief and vision board representing the overall feel of your home and highlighting what is most important to you.

Alongside this, we will be conducting site surveys and our own research, adding ideas, experience and recommendations into the mix.



Example vision board for a light and airy Perthshire home.

Ambience

Warm neutral tones with deeper colours to add depth and difference throughout the house. Adding rustic features such as exposed beam detail and natural floors as a base layer for a modern country chic chalet vibe.

Step 2. Space Planning

This phase aims to answer the practical questions and allow you to weigh up your layout options, highlighting opportunities, pros and cons.

Can we fit everything in? Will your bookcase hold enough books? Do we need to add or move any sockets or lighting? Where will the Christmas tree go?

The scope of works and nature of this phase will vary depending on the property and your vision. It could be move in ready, need a few tweaks or more extensive revisions.

If any structural work is required, we will work hand in hand with your chosen architect, sense checking their plans from an interior design perspective, confirming architectural details and hard finishes that will be needed for the planning and tender process.

At this stage we will be getting into more detail on timescales and budgets, agreeing key milestones and building on the aesthetics (usually a joint pinterest board).



Example 3D model & reference images to illustrate finishes for a contemporary church renovation in Edinburgh.



Stair Case
Timber treads and risers with dark railings and timber handrail. Overhang detail to edges would be a nice touch if wanted (centre top image)
Central runner added for comfort and aesthetics – design TBC



Stair Reference images & 3D Images
March 2020


Step 3. Room Concepts

With the functionality taken care of, we start looking at the details, selecting décor, flooring, furniture, lighting, window treatments, artwork and accessories.

From your brief, we put together a starting point, and then revise, develop and refine the designs with you to make sure every detail is considered.

In the background, we will also be liaising with crafts and trades, conducting site visits to confirm measurements and creating an implementation plan.

The end result will be a comprehensive scheme for each room, brought to life using a collage of SketchUp visuals and product images, alongside samples of fabrics and finishes. You will also receive an itemised estimate and timeline for the supply and installation.



Step 4. Implementation & Installation

We do the heavy lifting. Jeffreys will take care of ordering, admin, organisation, logistics and deliveries to take your project to completion.

We are proud to work with a wide range of trusted trades and specialists, many of them have been working with us for years. You can sit back and relax knowing your home is in safe hands.

We are well practiced at working with third parties to achieve great results. Where the scope of work merits a main contractor or project manager, we will liaise with them, attending site visits and providing schedules to ensure your install runs like clockwork.



Step 5. Finishing Touches

When the walls are painted, the floor is laid, the furniture has all arrived and the trades are finished up, we add the final finishing touches to complete the schemes and make it feel like your home.

Cushions plumped, beds made, towels ready.

Welcome home.



FAQs

What will the service cost?

Every client is different, so we offer a flexible service tailored exactly to your needs. Get in touch to arrange an initial chat about your requirements. From there we can put together a proposal outlining our approach, with clear budgets, timescales and fees.

When should I start thinking about interior design?

The sooner the better! From order, standard lead times for furniture can be between 3 weeks for stock items to 14 weeks for made to order pieces (e.g. upholstery). For bigger renovations or new builds, we can work from plan, feeding into the programme to make sure everything is chosen and selected in good time.

Who will I be working with?

You will be appointed a lead designer, with you every step of the way from start to completion, supported by our team including designers, admin, warehouse and installation. Our designers are all equally skilled, experienced and versatile in their styles. We allocate projects based on who we think is the best fit but happy to arrange an intro call at this stage if you would like to meet your potential designer in advance.

Do you do everything in house?

We know what we do best and would recommend appointing a specialist to provide the final design, supply and installation for smart home systems, kitchens, bespoke cabinetry, architectural lighting, swimming pools, spas, cinemas and art consultancy. If required for your project, we will help you appoint the right team, and will attend meetings, providing direction on style, reviewing layouts and selecting finishes to ensure it all works together.

Will I be involved in the design process?

We can't wait to see your Pinterest board! We very much welcome a collaborative approach. Your ideas and input are key to the success of the design. If you like to be hands on, a session at the studio to look through fabric and wallpaper libraries could be a good starting point. See what speaks to you, and we can build the schemes from there. Alternatively, if looking at fabric swatches is your nightmare, we can take the brief and do the legwork, presenting you with our recommendations.

I already have some furniture, will this work in my new home?

We are happy to incorporate existing pieces and artwork into your new schemes, it gives a richness and authenticity to the design. Existing items usually fall into two categories; must have sentimental items to build a scheme around and those that still have life in them. We can take inventory of these at the start and give our best advice on what works for your brief and layout, what can be reused and what might be worth reconsidering.

Are my choices limited?

We pride ourselves on creating unique schemes for each and every one of our clients. To do so, we work with a huge number of suppliers, sourcing globally from the forefront of international design. We are proud to use many fantastic UK and Scottish based makers, some of which are right here on our doorstep in Edinburgh. If we can't source it... it probably doesn't exist!

I need something specific, can you help?

We offer a flexible service that covers everything from sourcing to soft furnishings to full renovations. Get in touch to find out more.

Sounds great, how do I get started?

Call us. Email us. Or walk through our door.

t. 0131 247 8010.

design@jeffreys-interiors.co.uk

8 North West Circus Place, Edinburgh EH3 6ST

Open Tuesday to Saturday 10am – 5pm.



LET'S GET STARTED

We would love to talk to you about your project requirements.

New business enquiries, please contact;

Georgina Fraser
Managing Director
07825 241 771

Georgina@jeffreys-interiors.co.uk



jeffreysinteriors

8 North West Circus Place
Edinburgh EH3 6ST
0131 247 8010
design@jeffreys-interiors.co.uk